




PENDANT & SUSPENSIONS LUMINAIRES

advanced systems

**STRATEGIC
LIGHTING
GROUP**
LIGHTING WITH PURPOSE

CLASSICA
TECHNICAL SPECIFICATION DATA

Strategic Lighting Group | Strategic Lighting (Europe) Limited | Narrow Lane End Works, 64 Worple Road, Epsom, Surrey KT18 7AG | England UK
Tel. +44 (0)845 241 4631 | Fax. +44 (0)845 241 4632 | Email. info@strategiclighting.com | www.strategiclighting.com



CLASSICA FRAME SERIES

fluorescent - dimmable



IP20

Product Purpose & Meaning

- The Classica *series* suspended frame luminaire is characterised by its modularity and high lumen output.
- The name "Classica" [Class-ick-a] is derived from the English - "classical" referring back to the luminaires simple openness and ability to let the lamp 'free'.

Product Summary

- Combined direct & indirect suspended profile luminaire with optional soft opal acrylic or ribbed techno-prismatic PMMA acrylic diffuser.
- Lamps behind diffuser screen.
- Slim low profile 50mm edge profile.
- Dimmable with all signal protocols.

Applications

- Feature lighting of large open spaces..
- Schools, libraries, conference suites.
- Ideal for showrooms and retail.

Performance

Lamp Type 14W - 54W 600mm/1200mm T5 G5
Lamp Qty 4 or 6 in close arrays
Lamp Source Philips, Osram or GE.
Lumen Output refer to manufacturers data
Lamp CRI > 90
Life typically 20,000hrs
Optic Beams 90° [half peak]

Electrical Data

Voltage 230Vac mains
Load Watts Variable
Cable Terminal Yes
Gear Integrated
Configuration Mains Power
Dimming Yes
Data Protocol(s) DALI, DSI digital or 0-10V analogue

Description

A slim profile suspended architectural luminaire in choice of central lit panel in 'soft' opal or clear-ribbed techno-prismatic diffusers. Ideal for spatial & feature lighting using combined indirect / direct lighting. Made for modern fine-wire suspension. Available in variable lamp sizes in square or rectangular array shapes. Direct ceiling surface versions. Custom configurations available on request and to suit project design needs.

Construction & Finishes

Aluminium profile.
Standard finish in natural anodised Aluminium
Diffusers in PMMA acrylic.

Main Features

- Multiple lamp power for large volume spaces.
- Slim low profile to 50mm.
- Comined direct / indirect options.
- Aesthetic feature.

Mounting

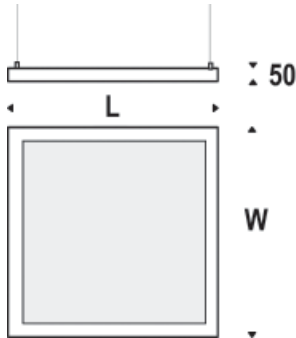
- Fine-wire suspension kit to 0.8 metres c/w tool-free easy adjustability tension system. c/w ceiling power outlet.
- Integral gear
- **3 Core Connectors**
- Live & Neutral power feeds - with functional Earth.

Connection Diagram A

- Connection is for standard main voltage. Gear is integral to frame
- See Connection Diagram A - Page 324.

CLASSICA FRAME SERIES

fluorescent - dimmable



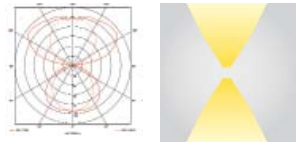
Product Codes :

Square Arrays

Square Opal

6 x 54W : LOR= 67.6%
Combined direct/indirect suspension with opal diffuser of square shape with equal length sides & lamps

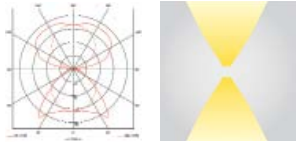
CLA.414O	WxL 635mm ²	4x14W T5 G5 - 4800lms	Square Opal
CLA.424O	WxL 635mm ²	4x24W T5 G5 - 7000lms	Square Opal
CLA.628O	WxL 1240mm ²	6x28W T5 G5 -15600lms	Square Opal
CLA.654O	WxL 1240mm ²	6x54W T5 G5 -26700lms	Square Opal



Square Prismatic

6 x 54W : LOR= 90.6%
Combined direct/indirect suspension with technoprismatic diffuser of square shape with equal length sides.

CLA.414P	WxL 635mm ²	4x14W T5 G5 - 4800lms	Square Prismatic
CLA.424P	WxL 635mm ²	4x24W T5 G5 - 7000lms	Square Prismatic
CLA.628P	WxL 1270mm ²	6x28W T5 G5 -15600lms	Square Prismatic
CLA.654P	WxL 1270mm ²	6x54W T5 G5 -26700lms	Square Prismatic

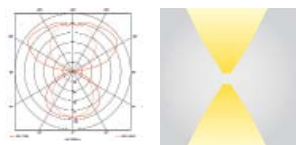


Rectangular Arrays

Rectangular Opal

6 x 54W : LOR= 67.4%
Combined direct/indirect rectangular suspension with opal diffuser.

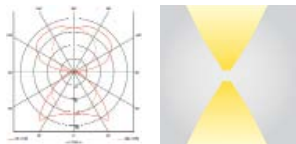
CLA.228O	W 300 x L 1240mm	2x28W T5 G5 - 5200lms	Rectangular Opal
CLA.254O	W 300 x L 1240mm	2x54W T5 G5 - 8900lms	Rectangular Opal
CLA.235O	W 300 x L 1540mm	2x35W T5 G5 - 6600lms	Rectangular Opal
CLA.280O	W 300 x L 1540mm	2x80W T5 G5 -12300lms	Rectangular Opal



Rectangular Prismatic

6 x 54W : LOR= 90.6%
Combined direct/indirect rectangular suspension with technoprismatic diffuser.

CLA.228P	W 300 x L 1240mm	2x28W T5 G5 - 5200lms	Rectangular Prismatic
CLA.254P	W 300 x L 1240mm	2x54W T5 G5 - 8900lms	Rectangular Prismatic
CLA.235P	W 300 x L 1540mm	2x35W T5 G5 - 6600lms	Rectangular Prismatic
CLA.280P	W 300 x L 1540mm	2x80W T5 G5 -12300lms	Rectangular Prismatic



POST-FIX CODES

For codes with
DIMMING - HF gear defaults for HFR dimming by DALI ,DSI or 1-10V please add post-fix "-DALI", "-DSI" or "-1-10V" respectively.
EMERGENCY - For Integral 3 hour emergency - please add post-fix "-Em3".
important note: beam angles and lumen outputs are approximate and guide only
please refer to full photometric data, lamp manufacturers data or consult technical dept.

CLASSICA FRAME SERIES

fluorescent - dimmable



PENDANT SUSPENSION LUMINAIRES

product pages start page 73 retail & leisure

PENDANT SUSPENSION LUMINAIRES

retail & leisure product pages start page 73

PENDANT AMBIENT - T5

T5 - 2x24W+

Page 75



CAMEO SQUARE

T5 - 2+2x54/39W

Page 75



CAMEO

T5 - 2+2x54/39W

Page 74



SEGMENTO

Page 77



HOTEL LOBBY RECEPTION

PENDANT SUSPENSION

T5 - 2x80W

Page 83



CLASSIC frame - prismatic

T5 - 6x54W


Page 83



CLASSICA frame - opal

T5 - 4x54W

Page 79



ELEGANTA frame - indirect

T5 - 4x54W

Page 79



ELEGANTA frame - direct

TC-L - 4x55W

Page 87



QUADINI

Page 85



CONFERENCE HALLS

Page 81



COMMERCIAL OFFICES

Page 88



CORRIDORS

CONTEMPORARY

Page 91

T5 - 3x24W



XPEDIA

Page 91



ATRIA

Page 90



STAIRWELLS

LINEAR

Page 67

T5 - 2x54W



XICATA - ROTATOR 2

Page 103

LED - 20W/m



AMBIENTALE

Page 93

LED / CDM-T



VELA PUNTI

Page 95



RETAIL SHOWROOMS

SPOTS

Page 96

LED / CDM-T



PUNTO VENDI series

Page 97

LED / CDM-T



PUNTO VENDI series

Page 97

LED / CDM-T



PUNTO VENDI series

Page 99

LED / CDM-T



SALUTO

Page 101

LED / CDM-T



ORBITO 5

Page 87

T5 - 4x24W



QUADINI - SPOTS

Page 96



RETAIL MERCHANDISE

Page 72



RECEPTION AREAS

Page 89



SHOPPING MALLS